



21.3×16.2×20.8

JZC-22F₃



40027380



08001023385

c us E160644

Features

- Small size, light weight .Low coil power consumption.
- Switching capacity can reach 20A.
- High dielectric strength.
- PC board mounting.
- Suitable for household electrical appliances, automation system, electronic equipment, instrument and meter application. TV-5、TV-8 Remote control TV receivers, monitor display, audio equipment high and rushing current application.

Ordering Information

JZC-22F₃ **D** **S** **C** **20** **D** **DC12V** **F**

1 2 3 4 5 6 7 8

- | | |
|---|---|
| <p>1 Part number: JZC-22F₃</p> <p>2 Terminal: NIL:Standard D:double terminals
D1:double terminals(without pin 7)</p> <p>3 Enclosure: S: Sealed type; F: Dust cover</p> <p>4 Contact arrangement: A:1A; B:1B; C:1C</p> | <p>5 Contact rating: 12A,15A,20A/125VAC 28VDC;7A/400VAC
5A,10A,16A/250VAC ; 16A/277VAC</p> <p>6 Coil power consumption: L:0.36W; D:0.45W</p> <p>7 Coil rated voltage(V): DC:3,6,9,12,24,48</p> <p>8 Resist heat class:B:130℃ F:155℃</p> |
|---|---|

Contact Data

Contact Arrangement	1A (SPSTNO) 1B (SPSTNC) 1C (SPDT(B-M))	
Contact Material	AgCdO AgSnO ₂	
Contact Rating	resistive: 12A,15A,20A/125VAC,28VDC; 16A/277VAC;7A/400VAC; 5A,10A,16A/250VAC ; Lamp: TV-5,120VAC,240VAC TV-8 125VAC; Motor load:NO:1HP(16FLA) 125VAC,(8FLA)250VAC; NC: 1/2HP(9.8FLA) 125VAC,(4.9FLA)250VAC	
Max. Switching Power	560W 4450VA	
Max. Switching Voltage	110VDC 380VAC	Max. Switching Current:20A
Contact Resistance & Voltage drop	<100mΩ	Item 4.12 of IEC 61810-7
Operation Life	Electrical	10 ⁵ Item 4.30 of IEC 61810-7
	Mechanical	10 ⁷ Item 4.31 of IEC 61810-7

CAUTION: 1.For the intermediate current, it only applies to the room temperature.

Coil Parameter

Dash numbers	Coil voltage VDC		Coil resistance Ω ±10%	Pickup voltage VDC(max) (75%of rated voltage)	Release voltage VDC(min) (10% of rated voltage)	Coil power consumption W	Operate Time ms	Release Time ms
	Rated	Max.						
003-360	3	3.9	25	2.25	0.3	0.36	<15	<5
006-360	6	7.8	100	4.50	0.6			
009-360	9	11.7	225	6.75	0.9			
012-360	12	15.6	400	9.00	1.2			
024-360	24	31.2	1600	18.0	2.4			
048-360	48	62.4	6400	36.0	4.8			
003-450	3	3.9	20	2.25	0.3	0.45	<15	<5
006-450	6	7.8	80	4.50	0.6			
009-450	9	11.7	180	6.75	0.9			
012-450	12	15.6	320	9.00	1.2			
024-450	24	31.2	1280	18.0	2.4			
048-450	48	62.4	5120	36.0	4.8			

CAUTION: 1.The use of any coil voltage less than the rated coil voltage will compromise the operation of the relay.
2.Pickup and release voltage are for test purposes only and are not to be used as design criteria.

Operation condition

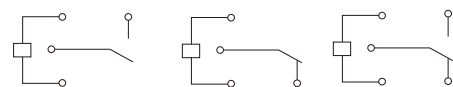
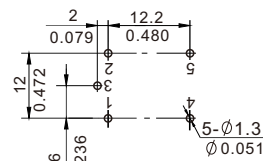
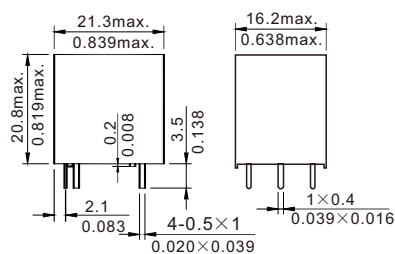
Insulation Resistance	100MΩ min (at 500VDC)	Item 7 of IEC 60255-5
Dielectric Strength Between contacts Between contact and coil	50Hz 1000V 2500V Surge Voltage:4000V	Item 6 of IEC 60255-5 Item 6 & Item 8 of IEC 60255-5
Shock resistance	100m/s ² 11ms	IEC 68-2-27 Test Ea
Vibration resistance	10Hz~55Hz double amplitude 1.5mm	IEC 68-2-6 Test Fc
Terminals strength	10N	IEC 68-2-21 Test Ua1
Solderability	235°C ± 2°C 3s ± 0.5s	IEC 68-2-20 Test Ta method 1
Ambient Temperature	-40°C~105°C	
Relative Humidity	85% (at 40°C)	IEC 68-2-3 Test Ca
Mass	14g	

Safety approvals

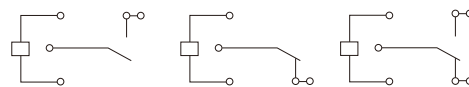
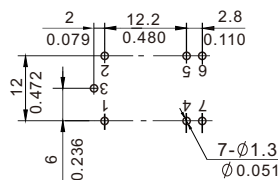
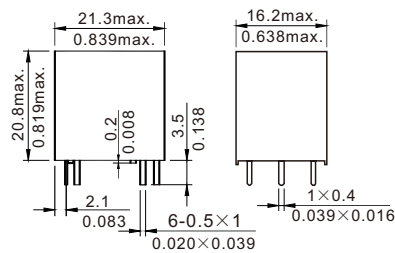
Safety approval	UL&CUR	VDE	CQC
Load	16A/277VAC 20A/125VAC 10A/250VAC TV-8 125VAC NO: 1HP(16FLA) 125VAC,(8FLA)250VAC; NC: 1/2HP(9.8FLA) 125VAC,(4.9FLA)250VAC	10A,16A/250VAC 7A/400VAC	10A/250VAC

Dimensions

mm /inch



JZC-22F₃



JZC-22F₃D

Dimensions

Mounting(Bottom view)

Wiring diagram (Bottom view)

NOTES 1).Dimensions are in millimeters.

2).Inch equivalents are given for general information only.