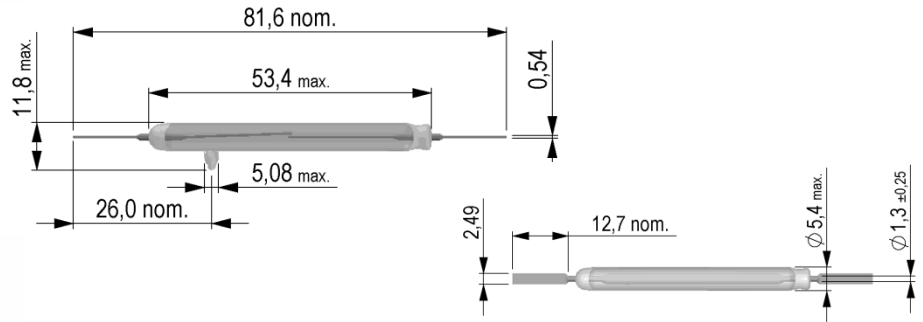
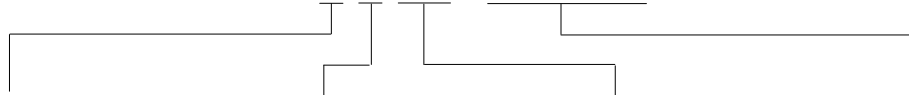


KSK-1A69 Reed Switches



- Features: High Power, High Voltage, High Current, Flat Lead Design
- Applications: Relay, Pump Switch, Generator & Others
- Markets: Test & Measurement, Safety, Food Service & Others

Part Description: **K S K - 1 A 6 9 X X X X**



Contact QTY	Contact Form	Switch Model	Pull-In Excitation (AT-Range)
1	A (SPST-NO)	69	95 - 170

Contact Data	Unit	
Rated Power (max.) Any DC combination of V&A not to exceed their individual max.'s	50	W
Switching Voltage (max.) DC or peak AC	10,000	V
Switching Current (max.) DC or peak AC	3.0	A
Carry Current (max.) DC or peak AC	5.0	A
Contact Resistance (max.) @ 0.5V & 10mA	150	mOhm
Breakdown Voltage (min.) DC or peak AC	15,000	V
Operating Time (max.) Incl. Bounce; Measured with 40% Overdrive	3.0	ms
Release Time (max.) Measured with no Coil Excitation	1.5	ms
Test Coil	KMS-04	
Insulation Resistance (min.) RH < 45%, 100 V Test Voltage	10 ¹⁰	Ohm
Capacitance (typ.) @ 10kHz across open Switch	0.8	pF

Series Datasheet – KSK-1A69 Reed Switches

www.standexmeder.com

Dimensions (mm)	
Overall Length (max.)	81.6
Glass Length (max.)	53.4
Glass Dia (max.)	5.4
Lead Dia. (max.)	2.49 x 0.54

Environmental Data		Unit
Shock Resistance (max.) 1/2 sine wave duration 11ms	50	g
Vibration Resistance (max.)	20	g
Operating Temperature	-40 to 130	°C
Storage Temperature	-55 to 130	°C
Soldering Temperature (max.) 5 sec. max.	260	°C

KSK-1A69 Reed Switch

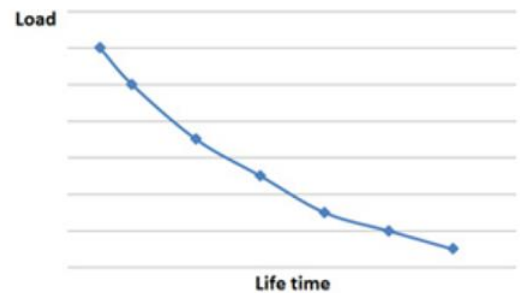


Handling & Assembly Instructions

- Use proper lead clamping or heat sinking techniques to prevent mechanical and/or heat stress to the glass seal during bending, cutting, soldering, and welding
- Mechanical shock as the result of dropping the reed switch typically from a distance of greater than 12" may change it's magnetic sensitivity and/or destroy the switch
- Any form of modification to the switch leads will alter it's magnetic sensitivity
- Series resistor recommended for >5m cable length

Life Test Data

*Load increase reduces life expectancy of Reed Switches



Glossary Contact Form

Form A	NO = Normally Open Contacts SPST = Single Pole Single Throw	
Form B	NC = Normally Closed Contacts SPST = Single Pole Single Throw	
Form C	Changeover SPDT = Single Pole Double Throw	

