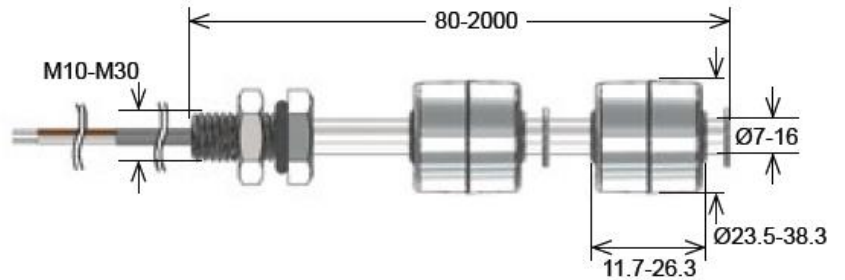
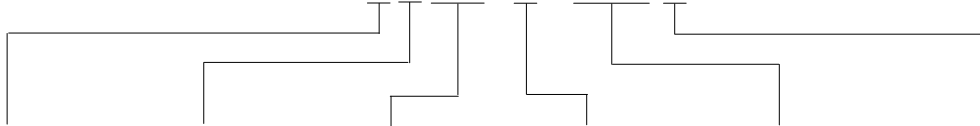


LS05 Series Level Sensors



- Features: Multiple Floats w/min. 1.5" Spacing, High Temp. up to 200°C (SS), Other Cables & Connectors
- Applications: Single, Multi & Continuous Level Control, Detection and Monitoring
- Markets: Automotive, Appliance, Aviation, Food & Beverage, Industrial, Laboratory, Marine

Part-Description: **LS-05 0X00-X-000X**




Contact Qty.	Contact Form	Switch Model	Type	Cable Length (mm)	Cable Termination
01	A (SPST-NO) B (SPST-NC)	66, 85	1, 2, 5, 7	500, 1,000, 5,000	W = Stripped and Tinned

Customer Options	Switch Model		Unit
Contact Data	66	85	
Rated Power (max.) Any DC combination of V&A not to exceed their individual max.'s	10	100	W
Switching Voltage (max.) DC or peak AC	200	400	V
Switching Current (max.) DC or peak AC	0.5	1.0	A
Carry Current (max.) DC or peak AC	1.25	2.5	A
Contact Resistance (max.) @ 0.5V & 10mA	150	150	mOhm

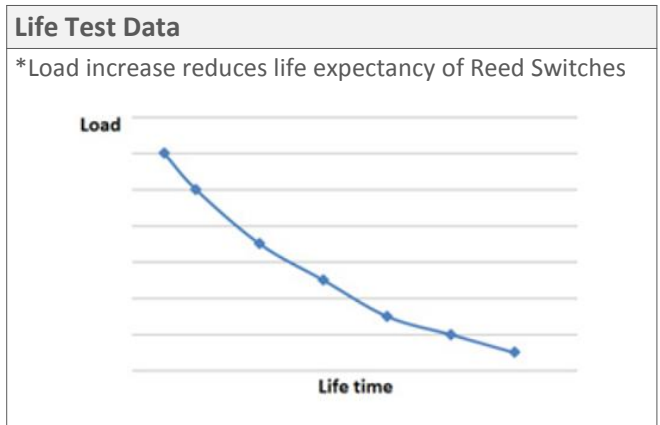
Glossary Contact Form		
Form A	NO = Normally Open Contacts SPST = Single Pole Single Throw	
Form B	NC = Normally Closed Contacts SPST = Single Pole Single Throw	
Form C	Changeover SPDT = Single Pole Double Throw	

Glossary Material	
PP: Polypropylene	For water applications and dilute acids
PA: Polyamide	For oil
NBR: Nitrile Butadiene Rubber	For oil, gasoline & in high temperatures
SS: Stainless Steel	For high temp. (< 160° C)

General Sensor Data				
Materials				
Stem, Nut	Stainless Steel			
Float	PA	PP	NBR	SS
Seal	Nitrile Rubber			
Cable spec	Low voltage (Switch Model 66)		High voltage (Switch Model 85)	
Cross Section (mm ²)	0.14		0.25	
Cable material	PVC			
Packing	Bulk			



Environmental Data		Unit
Shock Resistance (max.) 1/2 sine wave duration 11ms	50	G
Vibration Resistance (max.)	20	G
Operating Temperature Cable not moved	-40 to 160	°C
Operating Temperature Cable moved	-20 to 120	°C
Storage Temperature	-30 to 80	°C



Handling & Assembly Instructions	
➤	Max torque of screw is 1Nm
➤	Cable bending-radius is diameter x 15
➤	Min. bending distance to housing is 5mm
➤	Drag mark out of the mounting area forbidden
➤	Decrease switching distance by mounting on iron
➤	Series resistor recommended for > 5m cable length

Type	Length (mm)
1	55
2	114
5	152
7	220

