

# NG8ND



14.5×14.1×14.0

### Features

- Compact size.
- DPDP(B-M) contacts with internal H-bridge.
- Switching capacity up to 25A motor lock load.
- High performance PCB relay.
- Suitable for household electrical appliances, automation system.

### Ordering Information

**NG8ND**   **2S**   **C**   **DC12V**   **0.80**

1                    2                    3                    4                    5

1 Part number: NG8ND 2 Sensitivity: 2:Standard; 2S:High sensitivity 2L:High temperature (105℃) 2H:High temperature/High sensitivity	3 Contact arrangement: C:2×1C (H-Bridge) 4 Coil rated voltage(V): DC:12 5 Coil power consumption: 0.64:0.64W; 0.80:0.80W
---	--

### Contact Data

Contact Arrangement	2×1C (DPDT(B-M)) (H-Bridge)		
Contact Material	AgSnO <sub>2</sub>		
Contact Current	25A motor lock (14VDC)		
Max. Switching Power	480W		
Max. Switching Voltage	16VDC	Max. Switching Current:30A	
Contact Resistance or Voltage drop	≤ 250mV (at 10A)	Item 4.12 of IEC 61810-7	
Operation life	Electrical	10 <sup>5</sup>	Item 4.30 of IEC 61810-7
	Mechanical	10 <sup>6</sup>	Item 4.31 of IEC 61810-7

### Coil Parameter

Model	Coil voltage VDC		Coil resistance Ω ± 10%	Pickup voltage VDC(max)	Release voltage VDC(min) (8.3% of rated voltage)	Coil power consumption W	Operate Time ms	Release Time ms
	Rated	Max.						
2	12	16	225	7.2	1.0	0.64	≤10	≤5
2S	12	16	180	6.5	1.0	0.80		
2L	12	16	225	7.2	1.0	0.64		
2H	12	16	180	6.5	1.0	0.80		

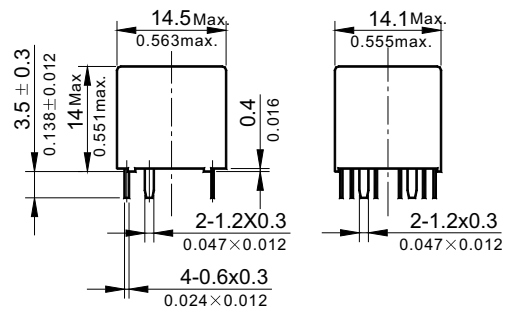
**CAUTION:** 1.The use of any coil voltage less than the rated coil voltage will compromise the operation of the relay.  
 2.Pickup and release voltage are for test purposes only and are not to be used as design criteria.

## Operation condition

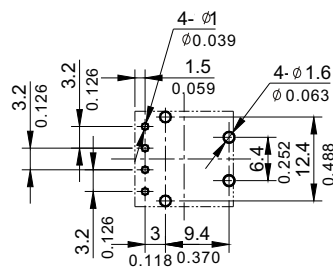
Insulation Resistance	100MΩ min (at 500VDC)	Item 7 of IEC 60255-5
Dielectric Strength Between contacts Between contact and coil	50Hz 500V 50Hz 500V	Item 6 of IEC 60255-5 Item 6 of IEC 60255-5
Shock resistance	Function 100m/s <sup>2</sup> 11ms Survival 1000m/s <sup>2</sup> 11ms	IEC 68-2-27 Test Ea
Vibration resistance	10Hz~500Hz Function&Survival Acceleration:45m/s <sup>2</sup>	IEC 68-2-6 Test Fc
Terminals strength	5N	IEC 68-2-21 Test Ua1
Solderability	235°C ± 2°C 3s ± 0.5s	IEC 68-2-20 Test Ta method 1
Ambient Temperature	-40°C ~ 105°C	
Relative Humidity	85% (at 40°C)	IEC 68-2-3 Test Ca
Mass	7.5g	

## Dimensions

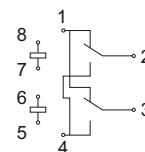
mm /inch



Dimensions



Mounting (Bottom view)



Wiring diagram  
(Bottom view)

- NOTES 1).Dimensions are in millimeters.  
2).Inch equivalents are given for general information only.