

# High Voltage Diodes - Axial Lead

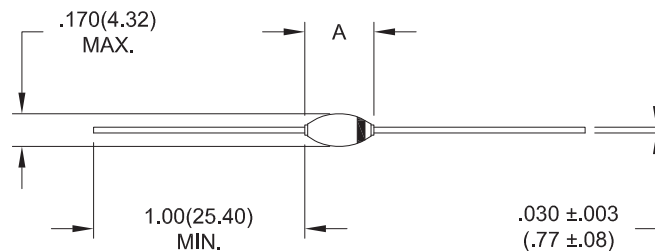
25mA - 250mA • 200ns • Hermetic

ELECTRICAL CHARACTERISTICS AND MAXIMUM RATINGS														
Part Number	Working Reverse Voltage (V <sub>rw</sub> )	Average Rectified Current (I <sub>o</sub> )		Reverse Current @ V <sub>rw</sub> (I <sub>r</sub> )		Forward Voltage (V <sub>f</sub> )		1 Cycle Surge Current t <sub>p</sub> =8.3ms (I <sub>fsm</sub> )	Repetitive Surge Current (I <sub>frm</sub> )	Reverse Recovery Time (3) (T <sub>rr</sub> )	Thermal Impedance θ <sub>J-L</sub>			Junction Cap. @50VDC @ 1kHz (C <sub>j</sub> )
		55°C(1)	100°C(2)	25°C	100°C	25°C		25°C	25°C	25°C	25°C	L=000	L=.125	L=.250
	Volts	mA	mA	µA	µA	Volts	mA	Amps	Amps	ns	°C/W	°C/W	°C/W	pF
X25FG	2500	250	125	1.0	20	6.0	100	15.0	3.0	200	5	12	22	4.0
X50FG	5000	150	75	1.0	20	8.0	100	10.0	2.0	200	5	12	22	3.0
X100FG	10000	100	50	1.0	20	13.0	100	5.0	1.0	200	5	12	22	2.0
X150FG	15000	50	25	1.0	20	20.0	100	3.0	0.5	200	5	12	22	2.0
X200FG	20000	25	13	1.0	20	28.0	50	2.0	0.5	200	5	12	22	2.0

(1)TL=55°C L=0.375" (2)TL=100°C L=0.375" (3)I<sub>f</sub>=125mA, I<sub>r</sub>=250mA, I<sub>rr</sub>=63mA \*Op.Temp.= -65°C to +175°C Stg.Temp.= -65°C to +200°C



Part	A
X25FG	.240(6.10) MAX.
X50FG	.260(6.60) MAX.
X100FG	.320(8.13) MAX.
X150FG	.360(9.14) MAX.
X200FG	.380(9.65) MAX.



Dimensions: In. (mm) • All temperatures are ambient unless otherwise noted. • Data subject to change without notice.



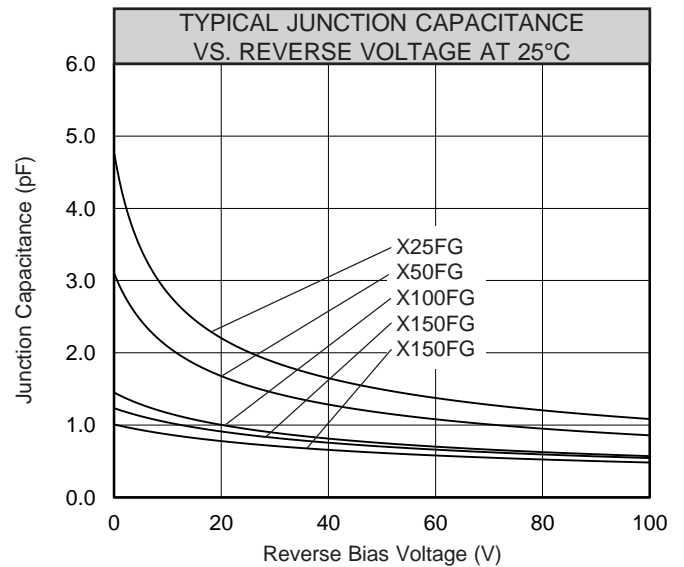
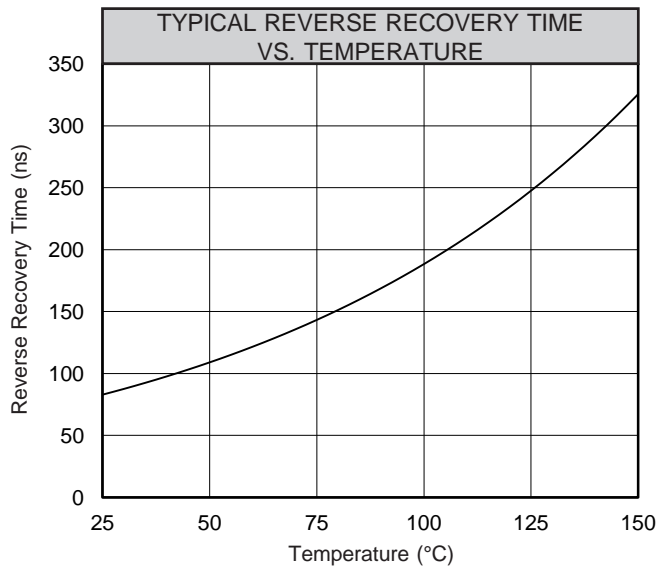
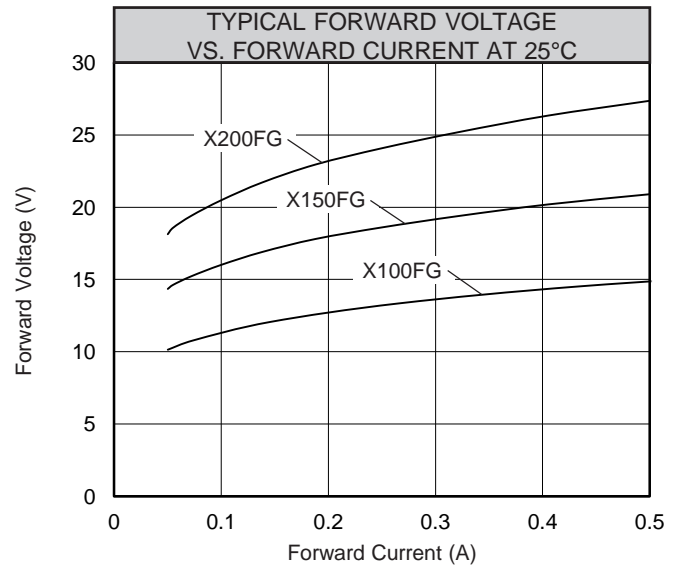
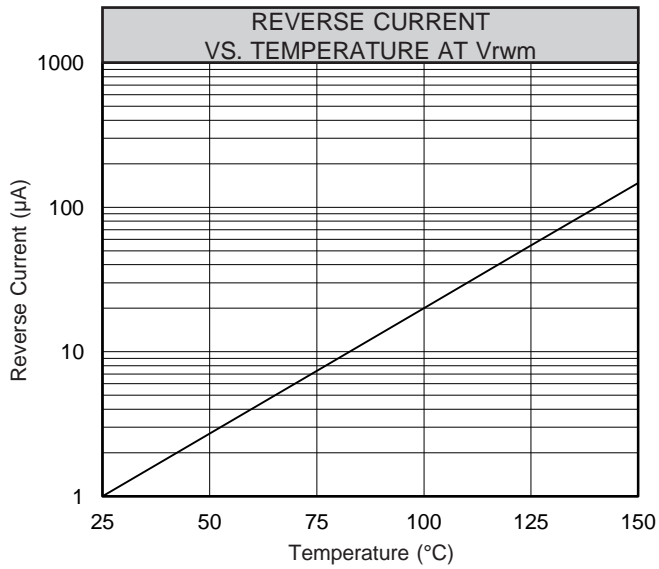
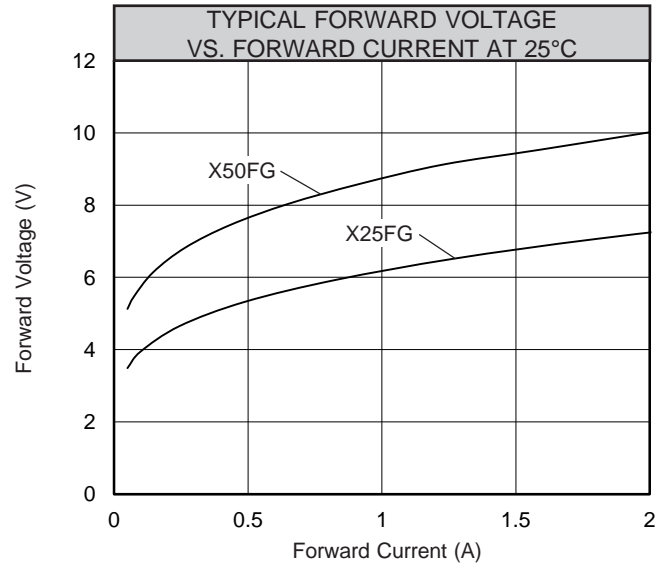
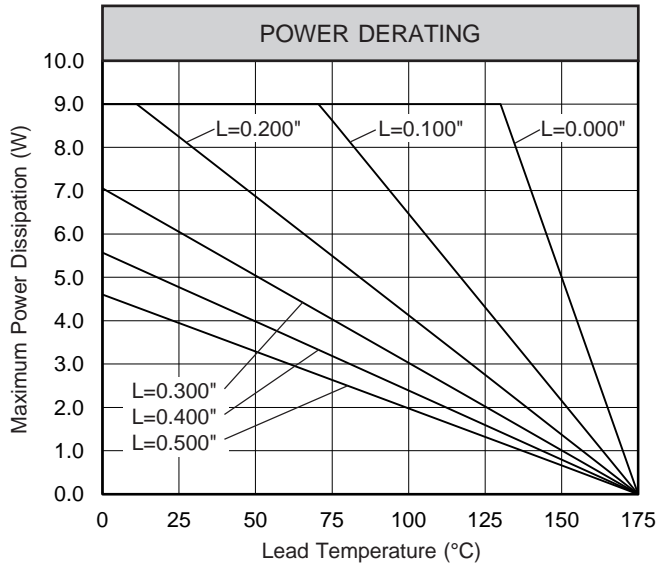
Voltage Multipliers Inc.

8711 W. Roosevelt Ave.  
Visalia, CA 93291 USA

Tel: 559.651.1402  
Fax: 559.651.0740

[www.voltagemultipliers.com](http://www.voltagemultipliers.com)  
[www.highvoltagepowersupplies.com](http://www.highvoltagepowersupplies.com)

# X25FG X50FG X100FG X150FG X200FG



3